
- School of Music, Media and Broadcasting -
Level 2 Extended Diploma in Creative Media

PRE-INDUCTION PACK

SUMMER PROJECT 2024



Contents

- 1 Course Overview
- 2 Equipment List
- 3 Finance and enrichment
- 4 Summer Project
- 5 Information Sheet

Contact Details

Course Director: Flo Havell Skeels

Email:

flo.havellskeels@easterneducationgroup.ac.uk

Head of School: Catherine Lock

Catherine.lock@easterneducationgroup.ac.uk

1. Course Overview

- This heavily practical course is suitable for students who are serious about following a career in the media industry. You will be taught by industry professionals who will provide you with the skills, knowledge and experience to 'get out there' and start pushing your career forward, using a mixture of software and hardware.
- You will study a range of topics, within one year providing you with the core skills to challenge your abilities in Film and Creative Media Productions, preparing you for employment or further study.
- We will provide you with 360 knowledge of the Media industry and teach you the necessary tools to develop you to being well-rounded and versatile with an understanding of employment avenues within the industry. You will be expected to attend events outside of college hours that occur in evenings and weekends. This is a mandatory part of the course.
- This course is equivalent to 5 GCSE's
- We like YES people; These people are the ones who will get the experience, and the more experience you have, the more opportunities will arise. Make sure you are in a position to say yes to everything. You don't choose to do media; you are here because the pursuit of creating film and digital entertainment is something that you HAVE to do in order to survive; it is your lifeblood. Follow our advice and you will have the best time of your life.
- Your course will run over three days, although if you have to study for a Maths or English qualification, you may need to come in for an extra day.
- If you are under 19 before the course starts, and do not achieve a GCSE grade 4 in Maths or English before the course starts, you will have to continue to study these subjects at college. If you achieved a 3 at GCSE you will study GCSE next year, below a 3 and you will study Functional Skills.
- Please ensure that you have at least an additional two free days a week to work on assignments/projects/personal techniques at home or at college.
- Every student will need to undertake approximately 40 hours of work experience each year – a considerable amount of this will come from filming and editing productions for West Suffolk College.
- Every piece of work you submit will be graded at a pass with an indication of your working level (Satisfactory, Good or Outstanding). You must pass every piece of work. Your final grade is based upon a large project you will do at the end of each year that is graded at pass, merit or distinction.

2. Equipment List

Bring in on your first day -

Headphones

Monitor Headphones with 3.5mm jack connection for example: AKG K52 - 3.5mm approx £25 - £35. We do not recommend Beats or other fashion headphones as these can distort sound levels and make audio hard to mix. Earbuds are not suitable.



Hard Drives

External HDD - for example: LaCie Rugged 1TB USB 3.0 approx £80 - £100



SD Memory card for cameras. (Class 10 - 95MB/s 32gb or 64gb).

For example - Sandisk Extreme Pro SDHC Memory Card approx £20 - £35. DO NOT buy SD cards from ebay as they can be fake and not work properly. www.scan.co.uk is a very good place



9-volt battery

Duracell 9V battery to use in the Rode mics that you are provided with.



Stationery and books

You must always come to college with a pen, paper, and folder to keep your work in. Laptops/iPads, etc. are all welcome in the classroom. We encourage every student to take notes in class.

Macbook / Creative Cloud Adobe Suite

Our students use iMacs running Creative Cloud Adobe Suite to produce their work in college. Purchasing a Macbook and Creative Cloud is a big investment which would be very beneficial but is not a necessity to complete the course.

You will also need to bring: Original Education Certificates and photocopies on the first day. As well as a form of ID.

3. Finance and Enrichment

Costs

The college offers a bursary fund which may be applied for through the college website. We strongly recommend that you apply as soon as possible and contact your local authority for bus passes, if required. Please follow the link on the front of the college website.

We are happy for our students to undertake paid work when they are not in college, but this must come second to college and any personal development opportunities that arise. Please note that this will not count towards work experience hours on the course.

Students 19 and over will need to apply for the Advanced Learner Loan. This is currently going through the system, but will be available by September.

Enrichment

Throughout your course you will also be able to take part in various enrichment activities. These are an important opportunity for you to participate in, and gain a working knowledge of the wider entertainment industry. These may include fresher's events, visits to trade fairs/exhibitions, visiting guest speakers and residential trips.

We regularly have events taking place in the college and at local venues, which we encourage all students to attend. These events allow for a greater development of networking skills, which allows students from different creative courses to develop additional projects alongside the main course.

Trips

In previous years we have taken part in a trip to the making of Harry Potter Warner Brothers studio tour. This will cost between £30-£60 per student depending on travel as well as any additional money for lunch or anything you want to purchase from the gift shop.

<https://www.wbstudiotour.co.uk/experience/>

We have also attended trips to local film festivals and the BFI in London. These have cost around £20-£30 depending on travel as well as any additional money for lunch or anything you want to purchase.

If you would like to attend any of these trips, please make us aware **at the start of the course** so these can be booked.

4. Make a simple Film - What to do?

1. **Watch this film** - "The Wait" on Vimeo: <https://vimeo.com/272624653?ref=em-share>

This is a cleverly scripted short film all filmed in one location with only two actors



Now create a short film of your own.

(if you've done one before – do another one, better!)

2. **Plan your film** – What is your film about? Is there a back story? Why have you chosen to make this short story? What sort of shots are you planning and why? What do the shots mean? (shot types on the following sheet)
3. **Make your film** – ensure you use the following shots
 - Mid shot of person
 - Close up of face
 - Close up/mid shot of activity
 - Long shot/setting of the scene
 - Over the shoulder shot
 - Cutaway shot/other view

Here is an example of a short scene shot and edited on a mobile phone. Each clip is no more than 3 secs long!

<https://www.youtube.com/watch?v=VV3pjQWExH4&feature=youtu.be>

You can film with your mobile phone camera.

Edit can be done on your phone too - some good phone editing software is Youcut, premier Rush and iMovie.
Good luck!

What to submit

STEP 2 – Plan your film

A written description of what your film is about and why you made it. What is your thinking behind it??

STEP 3 – Upload your film on YouTube “Unlisted” and email the link.

Remember to put your NAME on your work in the email so I know who it's from

When and how to Submit your Work

We must have received your work by **Thursday 25th July 2024**. You will submit your work via email

1. When you have finished your edit upload your film to YouTube as UNLISTED send me the link
2. with a written description and explanation of your film.


SEND TO

Flo.havellskeels@easterneducationgroup.ac.uk

IMPORTANT

Work must be received by **Thursday 25th July 2024**. to hold your place on the course


Shot Types



Extreme Long Shot : XLS / ELS



Medium Shot : MS



Very Long Shot : VLS



Medium Close-Up : MCU



Long Shot : LS



Close-Up : CU




Medium Long Shot : MLS



Big Close-Up : BCU

Shot



Extreme Close-Up : XCU / ECU